

InstillaGel® Hydro

Hydrogel for wound treatment of the urethra.

Instruction for use. Please read carefully!

Date of information: February 2018

InstillaGel® Hydro contains: Hydroxyethyl cellulose, dexpanthenol, ectoine, allium cepa, sodium chloride, citric acid, polyhexanide.

Indication: Hydrogel for the formation of a film in moist wound treatment in the urethra and for the reduction of scar formation (following transurethral interventions, e. g. bougienage, instrumental procedures or urethrotomy).

Application: The product is designed to be applied to the mucosa of the urethra.

The initial treatment is administered postoperatively by the treating physician.

After that, the patient can perform further applications up to 7 days after the procedure. **InstillaGel® Hydro** can be applied 2 to 3 times a day, always after emptying the bladder. The patient should consult a physician beforehand.

When using this product in men, the entire content of one InstillaGel® Hydro syringe is instilled. When using this product in women or children, the quantity recommended by the physician is instilled.

Side effects: Allergic reactions to one of the ingredients may occur. Please consult a physician if you are unsure.

Contraindications: Do not use **InstillaGel® Hydro** if you have an allergy to any of the ingredients of this product.

Interactions: No interactions have been reported to date.

Notes: *Pregnancy and lactation:* There are no data available regarding the use of this product in pregnant or breast-feeding women. For this reason, this product should only be used after consulting a physician.

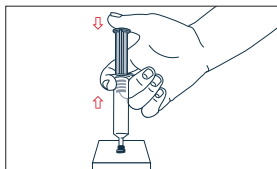
Children and adolescents under 12 years: There are no data available for children and adolescents aged less than 12 years. This product should only be used after consulting a physician.

Storage instructions: Keep out of the reach of children. The expiry date of this package is printed on the folding box. Do not use this package after the date indicated!

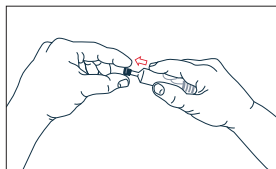
Content and pharmaceutical form: 11ml gel in prefilled syringe in a sterile blister, ready to use.

InstillaGel® Hydro Application:

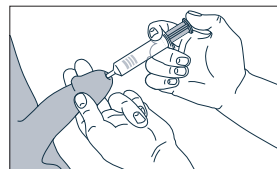
- 1 — Thorough hand-washing and subsequent disinfection of the hands.
- 2 — Cleaning of the outer urethral orifice with a suitable disinfectant.
- 3 — Remove the paper from the blister and take out the syringe.
- 4 — Push the syringe against firm resistance (e.g. a tabletop) while gently pressing on the coloured piston rod to release the pressure in the syringe before removing the cap.
- 5 — Remove the cap without touching the tip of the syringe.
- 6 — Application of a drop of the gel to the urethral orifice in order to facilitate the insertion of the syringe cone into the urethra.
- 7 — Slowly instil the entire volume of gel or the quantity of gel recommended by the physician by evenly pushing down on the piston rod.
- 8 — Remove the syringe and discard in household waste (including any potentially remaining gel rests).



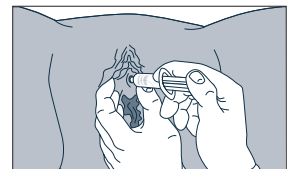
4 —



5 —



7 —



7 —

STERILE PACKED



Do not use if package is damaged



HCS HealthCare Supply GmbH
Schwester-Zita-Weg 11
52080 Aachen
Germany

DISTRIBUTION

FARCO-PHARMA GmbH
Gereonsmühlengasse 1–11
50670 Köln
Germany

FARCO-PHARMA GmbH

Gereonsmühlengasse 1–11 — D-50670 Köln

Büro — Im Mediapark 8a — D-50670 Köln

Telefon — +49 (0)221 594061 Fax — +49 (0)221 593614

E-Mail — info@farco-pharma.de Web — www.farco-pharma.com



FARCO