

INNOVATIVE HYDROGEL METHOD

# The new standard. Stone-free with mediNiK®.



UNIQUE. SAFE. EFFECTIVE. —

# Complete removal of kidney stone fragments with mediNiK®.

SIGNIFICANTLY  
BETTER  
STONE  
REMOVAL  
RATE<sup>4</sup>



CE 0123

- Efficient removal of stone fragments
- Higher stone-free rate<sup>5</sup>
- Fewer reinterventions<sup>5</sup>
- Shorter operation time

## HOW EXPERTS RATE mediNiK®



"With mediNiK® I can ensure my patients to be stone-free after one surgery."

**DR. MED. MICHAEL STRAUB**  
Managing Senior Physician, head of Endourology and Urinary Stone Centre, Klinikum rechts der Isar, Munich, Germany



"With mediNiK®, the path to absolute stone-freedom is within reach and represents a major milestone in urology."

**DR. MED. THOMAS AMIEL**  
Senior Physician for Urology, Endourology and Urinary Stone Center, Klinikum rechts der Isar, Munich, Germany



"mediNiK® is a sensational product innovation. For interventional urinary calculus therapy, it is the most innovative concept in 20 years to achieve complete stone removal after lithotripsy."

**DR. MED. DR. HABIL CHRISTOPHER NETSCH**  
Senior Physician for Urology at Asklepios Klinik Barmbek, Germany



"The new hydrogel method takes us to a new level of stone clearance."

**PROF. ANDREAS NEISIUS MD**  
Deputy medical director, head of urology and paediatric urology, director of prostate cancer centre, Hospital of the Brothers of Charity, Trier, Germany

UROLITHIASIS —

# Kidney stones. One of the most common urological diseases.

UP TO  
**50 %**  
SUFFER A  
RECURRENCE  
WITHIN 5 YEARS<sup>1</sup>

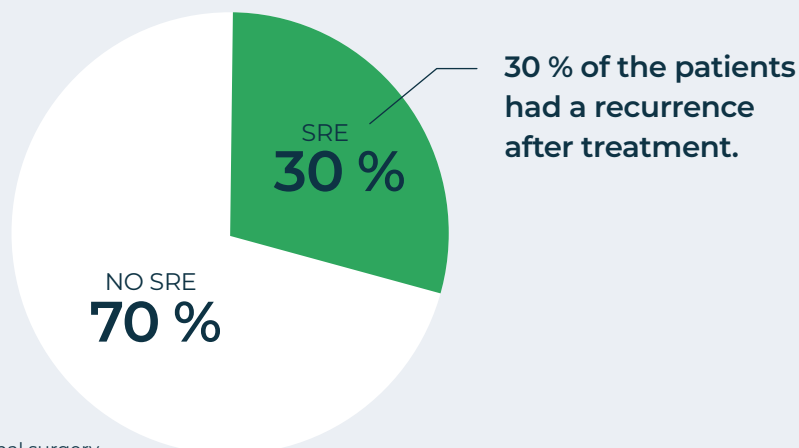


**106 MILLION**  
CASES  
WORLDWIDE  
IN 2021<sup>2</sup>

THE  
**URS PROCEDURE**  
IS INCREASINGLY THE PREFERRED  
TREATMENT OPTION.<sup>3</sup>

## Removing all stones, the goal of treatment, is often not achieved

Recent data confirm that even tiny residual fragments after RIRS for kidney stones are of major importance for the subsequent course of patients.<sup>6</sup>



RIRS = Retrograde intrarenal surgery  
SRE = Stone-Related Event  
85 patients were followed up for an average of 59 months (31-69).

**Patients with residual fragments have a high risk for recurrence.<sup>6</sup>**

INNOVATIVE HYDROGEL METHOD —

# mediNiK<sup>®</sup> – the new way to be stone-free.

mediNiK<sup>®</sup>, the innovative 2-component hydrogel with ready-to-use sterile syringes, increases the effectiveness of endoscopic kidney stone removal:

## COMPONENT 1

### BASE SUBSTANCE

The base substance encloses the stone fragments.



+

## COMPONENT 2

### ACTIVATOR

When the activator is applied, a soft gel forms immediately.



=

## 2 COMPONENTS

### HYDROGEL mediNiK<sup>®</sup>

The resulting hydrogel can now be removed with the stone fragments by a stone retrieval basket without the gel sticking to instruments or tissue.



**Toxicologically harmless:  
Biocompatible plant-based material.**

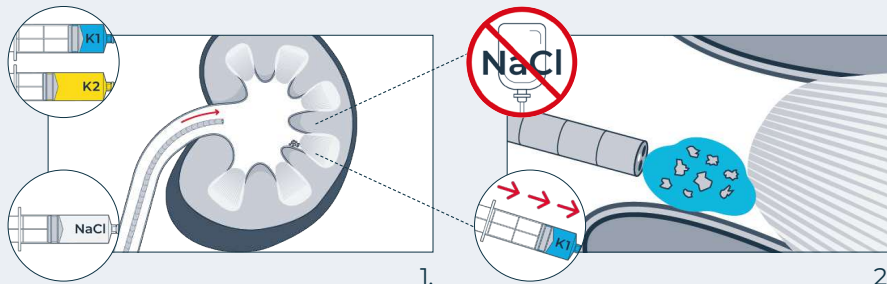
### 3-STEP PROCEDURE —

# Removal of stone fragments made easy.



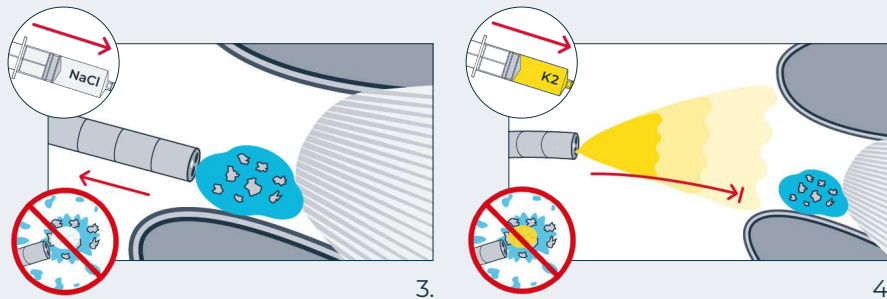
PRODUCT DEMONSTRATION  
SCAN THE QR CODE  
TO PLAY THE VIDEO

#### STEP 1: LOCALISATION & APPLICATION



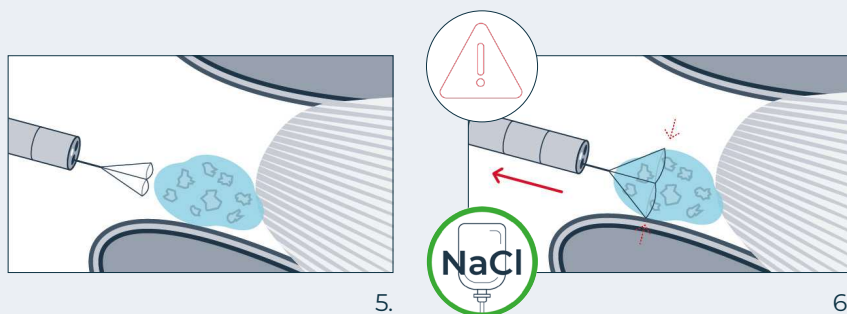
The endoscope is introduced and the blue component (K1) of the hydrogel is applied.

#### STEP 2: HYDROGEL FORMATION



The yellow component (K2) of the hydrogel is applied as an activator.

#### STEP 3: REMOVAL



The hydrogel clot is carefully removed with the aid of an endoscopic grasper.

The new standard.  
Stone-free with mediNiK®.

MADE IN GERMANY —

# FARCO.

## A strong urology partner.



Based on decades-long partnerships with open sharing of knowledge with doctors, research companies and patients, along with our partner network, FARCO develops innovative products and ideas to provide a lasting improvement in healthcare and quality of life, enabling people to have a better life.

FARCO production complies with the highest pharmaceutical purity and quality in Germany. The guaranteed sterility of the substances and packaging it produces allow them to be used safely in the operating room, medical practice and domestic environment.

mediNik® is a certified medical device from Purenum GmbH, a wholly owned subsidiary of FARCO-PHARMA. Purenum GmbH was originally a spin-off of the Fraunhofer Institut für Fertigungstechnik und Materialforschung [Fraunhofer Institute for Manufacturing Technology and Materials Research] (IFAM). They continue to work together in the area of research & development for further innovations.

### SOURCES —

1. Skolarikos A, Somani B, Neisius A, Jung H, Petřík A, Taily T, Davis N, Tzelves L, Geraghty R, Lombardo R, Bezuidenhout C, Gambaro G. Metabolic Evaluation and Recurrence Prevention for Urinary Stone Patients: An EAU Guidelines Update. *Eur Urol.* 2024 Oct;86(4):343-363. doi: 10.1016/j.eururo.2024.05.029
2. GBD 2021 Urolithiasis Collaborators. The global, regional, and national burden of urolithiasis in 204 countries and territories, 2000-2021: a systematic analysis for the Global Burden of Disease Study 2021. *EClinicalMedicine.* 2024 Nov 21;78:102924. doi: 10.1016/j.eclinm.2024.102924
3. Turney BW, Demaire C, Klöcker S, Woodward E, Sommerfeld HJ, Traxer O. An analysis of stone management over the decade before the COVID-19 pandemic in Germany, France and England. *BJU Int.* 2023 Aug;132(2):196-201. doi: 10.1111/bju.16018
4. Amiel T, Neisius A, Netsch C, Secker A, Fisang C, Grunwald I, Lunger L, Straub M. Stone extraction during flexible ureterorenoscopy with or without the hydrogel method: a randomized, multicenter safety and feasibility study. *World J Urol.* 2025 Oct 31;43(1):655. doi: 10.1007/s00345-025-06011-7
5. ClinicalTrials.gov: Standard of Care Ureterorenoscopy with Lithotripsy Versus in Combination with the Hydrogel Method for Kidney Stone Removal: an Open, Randomized, Monocentric Study. NCT06469736. Stand: 02.09.2025. URL: <https://clinicaltrials.gov/study/NCT06469736>
6. Hein S et al. (2016) Endoscopically determined stone clearance predicts disease recurrence within 5 years after retrograde intrarenal surgery. *J Endourol.* <https://doi.org/10.1089/end.2016.0101>

